

SEATTLE METRO

market review

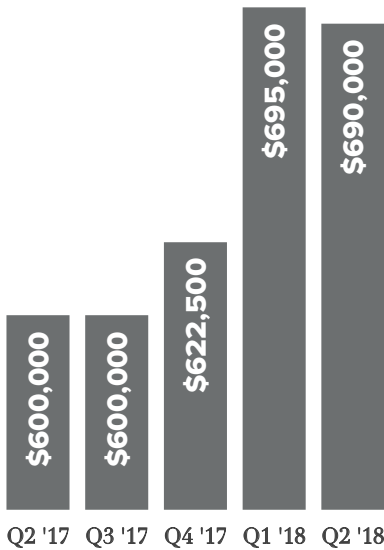


a quarterly report on single family
residential real estate activity



WEST SEATTLE

median price



one year

↑
15.0%

price per square foot

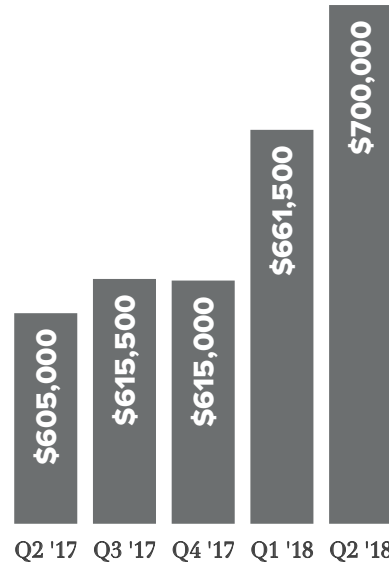
\$411

number sold

457

SOUTH SEATTLE

median price



one year

↑
15.7%

price per square foot

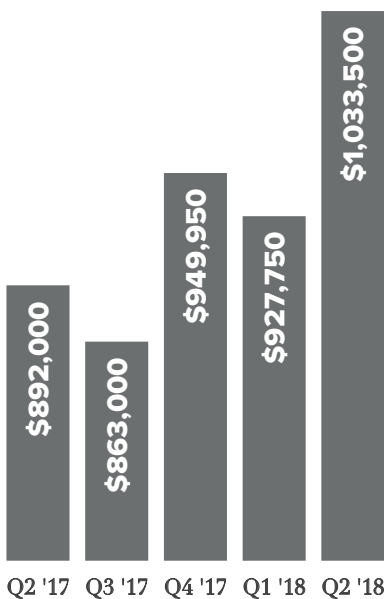
\$389

number sold

296

MADISON PARK & CAPITOL HILL

median price



one year

↑
15.9%

price per square foot


\$587

number sold

258

QUEEN ANNE & MAGNOLIA

median price



one year

↑
16.2%

price per square foot

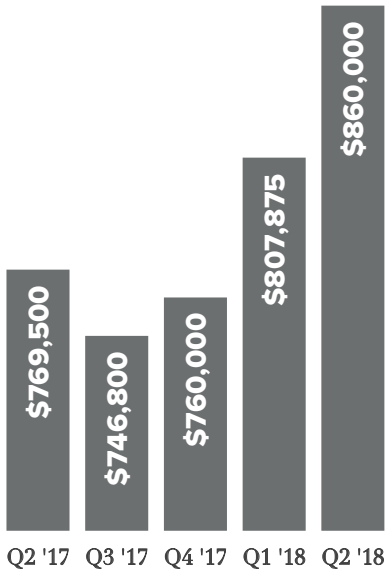
\$526

number sold

199

BALLARD & GREENLAKE

median price



one year

↑
11.8%

price per square foot

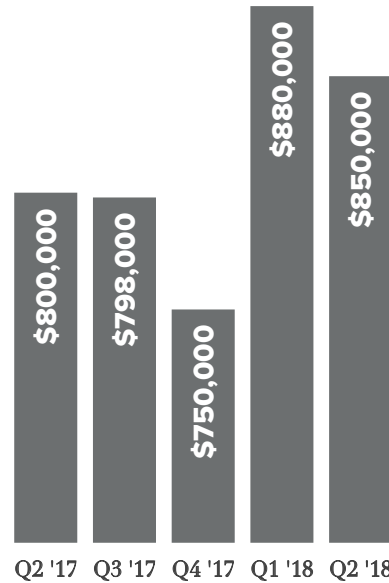
\$475

number sold

567

NORTH SEATTLE

median price



one year

↑
6.3%

price per square foot


\$478

number sold

308

RICHMOND BEACH & SHORELINE

median price



one year

↑
20.7%

price per square foot

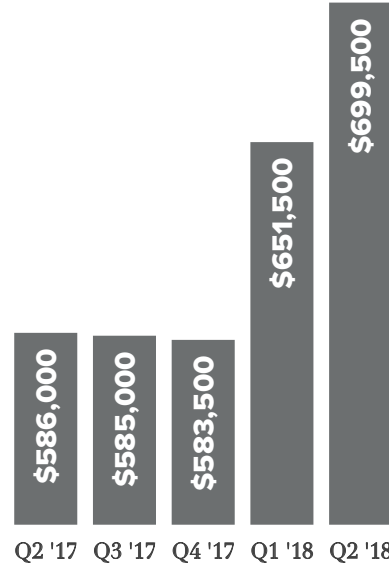
\$376

number sold

107

LAKE FOREST PARK & KENMORE

median price



one year

↑
19.4%

price per square foot

\$340

number sold

144

Wait there's more!
HOMES & STATS ONLINE



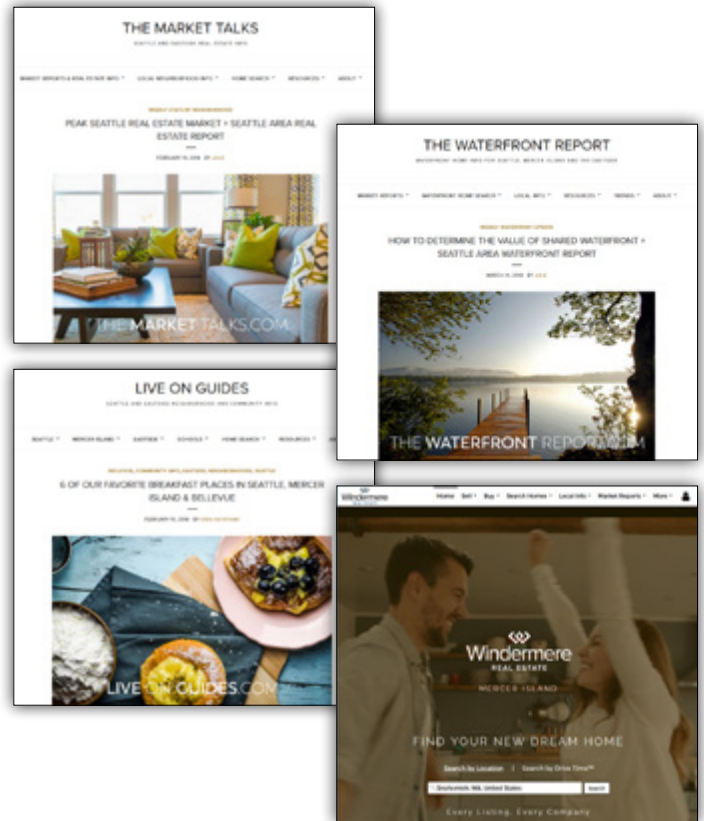
While having a historical perspective like this review is valuable, you may be looking for real-time information on today's real estate market. If so, your search is over!

We publish weekly reports to **TheMarketTalks.com**, providing a summary analysis of what's happening in 16 different micro-markets, including Mercer Island.

Interested in what's happening with waterfront properties? We are too! That's why we analyze waterfront sales each month and post results at **TheWaterfrontReport.com**.

Easily compare neighborhoods on **LiveOnGuides.com** with local info including maps, links and school data.

You can search for every property listed for sale—by any real estate company—on **WindermereMercerIsland.com**.



Cynthia Schoonmaker
Premier Representation

206.683.2725 | fax: 206.236.6038
cynthias@windermere.com | cynthiaschoonmaker.com